

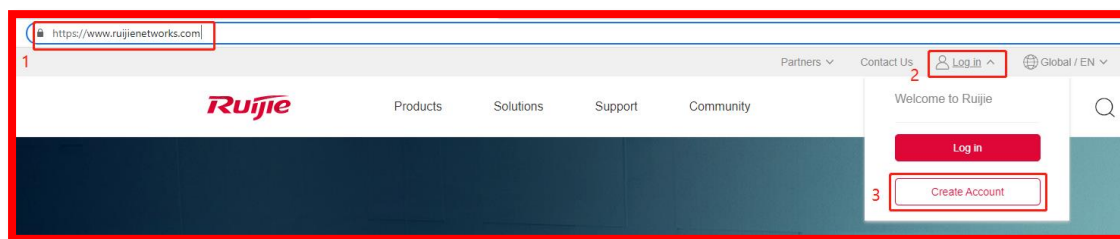
New E-Learning System Operation Guide (Exam Operation)

We are so glad to inform you that the new E-learning system has been online on Dec.16 2022.
Here is operation guide for new E-learning system (Exam Operation) for your reference.

Get your Ruijie account

1. Visit **Ruijie website** to **register** an account: <https://www.ruijienetworks.com/>

(**Note:** if you already have the Ruijie account, please skip this step and log in directly)




2. **Fill in** the basic account information:

ACCOUNT

Business Email : *

Please enter the Email.

Security Code:  *

Code: *

Password : *

Please enter the Password.

Re-enter Password : *

USER

First Name : *

Last Name : *

Country : --Select-- *

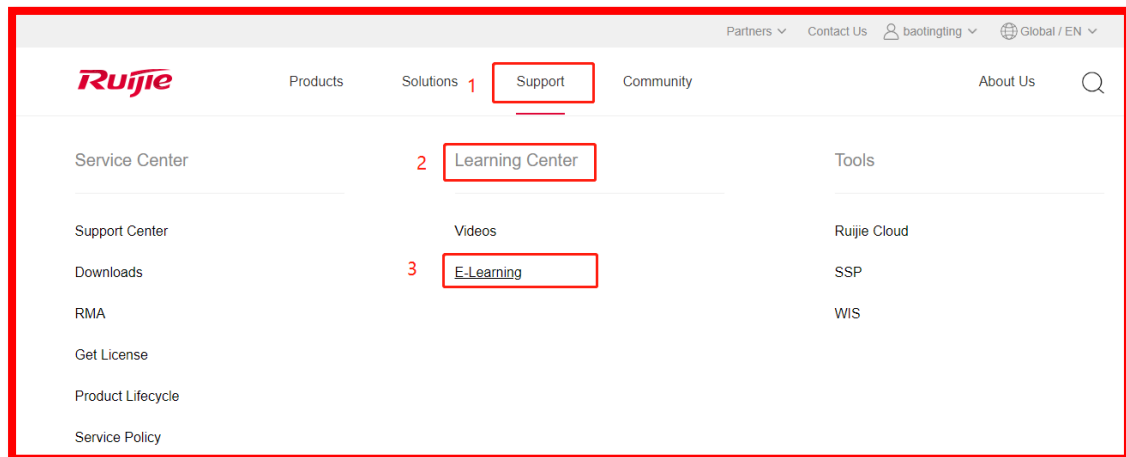
Company/Organization : *

Phone Number : *

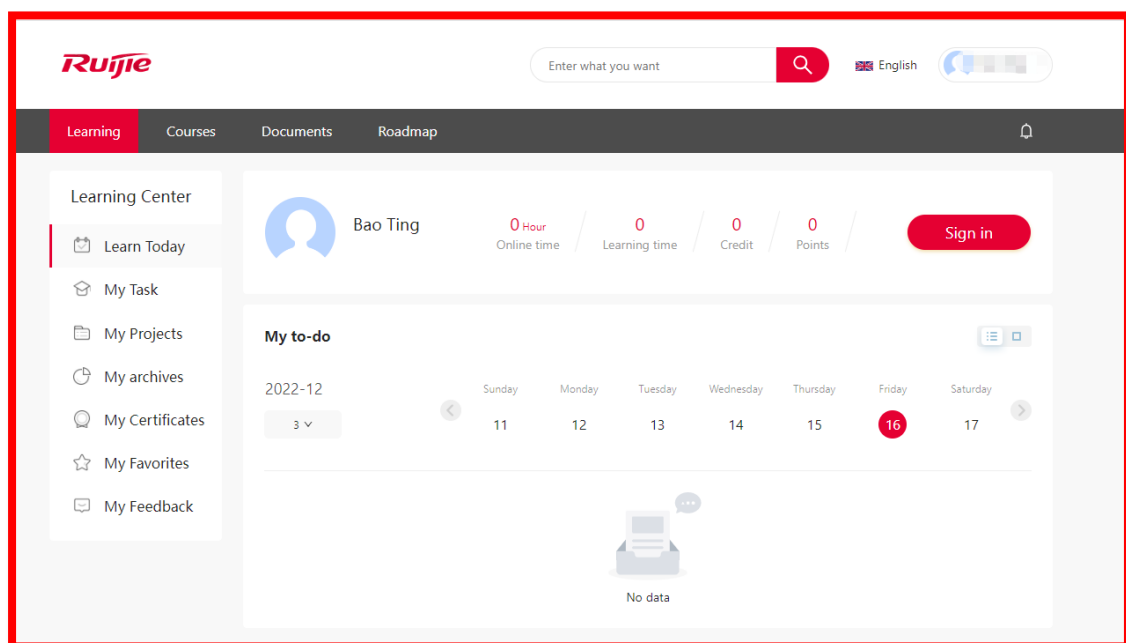
☐ I have understood and agreed to accept the [Privacy Policy](#) and [Website User Agreement](#) of Ruijie Networks.

Log in E-learning system

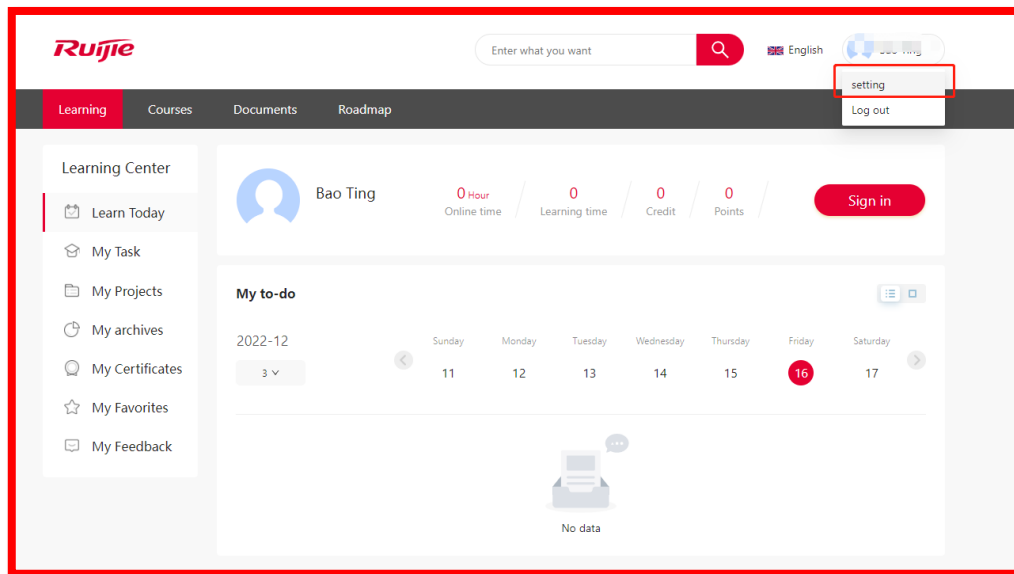
3. Login and visit our E-learning system



Login page:



4. Click **Setting** in the top right corner to create your **RGID**,
(**Note:** if you already get the RGID, please skip this step)



Fill in the **ID Card** and click **Save**

The screenshot shows the 'Personal Information' form in the Ruijie Learning Center. The 'Basic information' section includes fields for Department, Name, Gender (Male/Female), and Rgid. The 'ID Card' field is highlighted with a red box and labeled '1'. Below it, the 'save' button is highlighted with a red box and labeled '2'. The form also includes a 'Profile Photo' upload section.

Refresh the page to get your RGID.

The screenshot shows the Ruijie user profile page. The header includes the Ruijie logo, a search bar, and language/user settings. The main navigation bar has links for Learning, Courses, Documents, and Roadmap. A left sidebar contains links for Personal Information, Password modify, My Tutor, and My Message. The main content area is titled 'Personal Information' and contains a 'Basic information' section. This section includes fields for Department, Name, Gender (Male/Female), Rgid, and ID Card. The 'Rgid' field is highlighted with a red box. A 'save' button is at the bottom.

Visit RCNA-R&S Roadmap

Click Roadmap, and choose RCNA-Routing & Switching course

The screenshot shows the Ruijie Roadmap page. The header is the same as the previous page. The main navigation bar has links for Learning, Courses, Documents, and Roadmap. The 'Roadmap' link is highlighted with a red box (1). Below the navigation bar, there is a map of China with a blue line indicating a learning path. The 'RCNA-Routing&Switching' course is highlighted with a red box (2). Below the map, it says 'Stage: 1 Key Task: 0 / 6'. A 'View details' button is highlighted with a red box (3). The top right corner shows 'Total 1 pcs' and a search icon.

RCNA-R&S Introduction

1. Totally 6 tasks, suggest 5 duration to learn the course

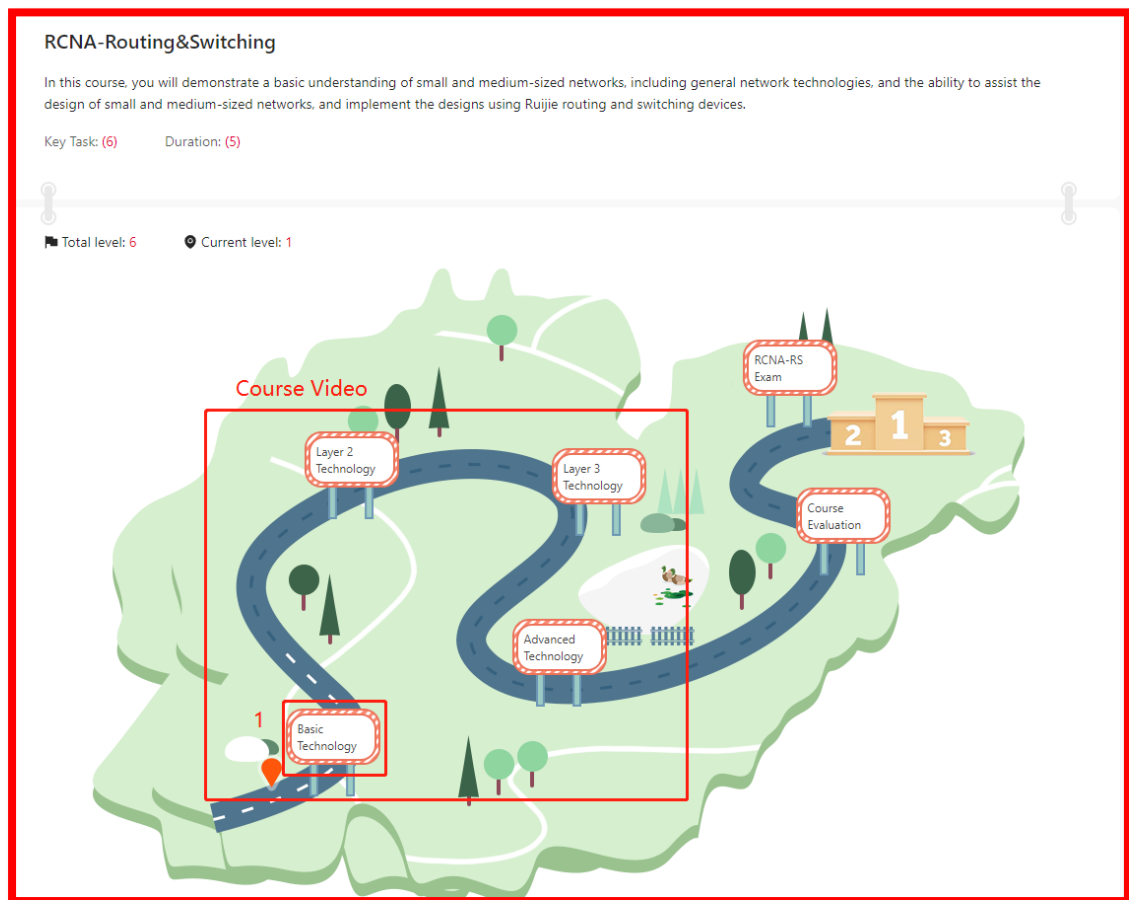
1> Course video

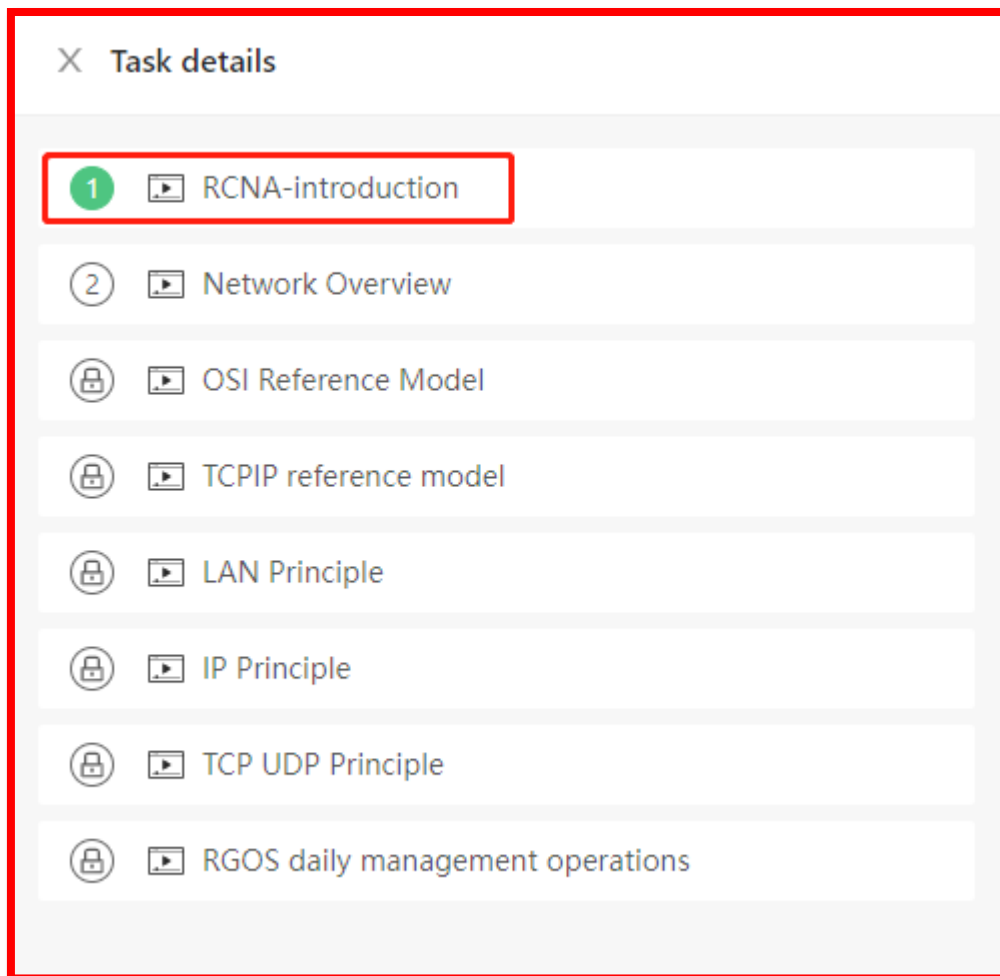
Basic Technology: RCNA-Introduction, Network Overview, OSI Reference Model, TCPIP Reference Model, LAN Principle, IP Principle, TCP UDP Principle, RGOS daily management operation

Layer 2 Technology: L2 Switch Principle, VLAN Principle, STP Principle

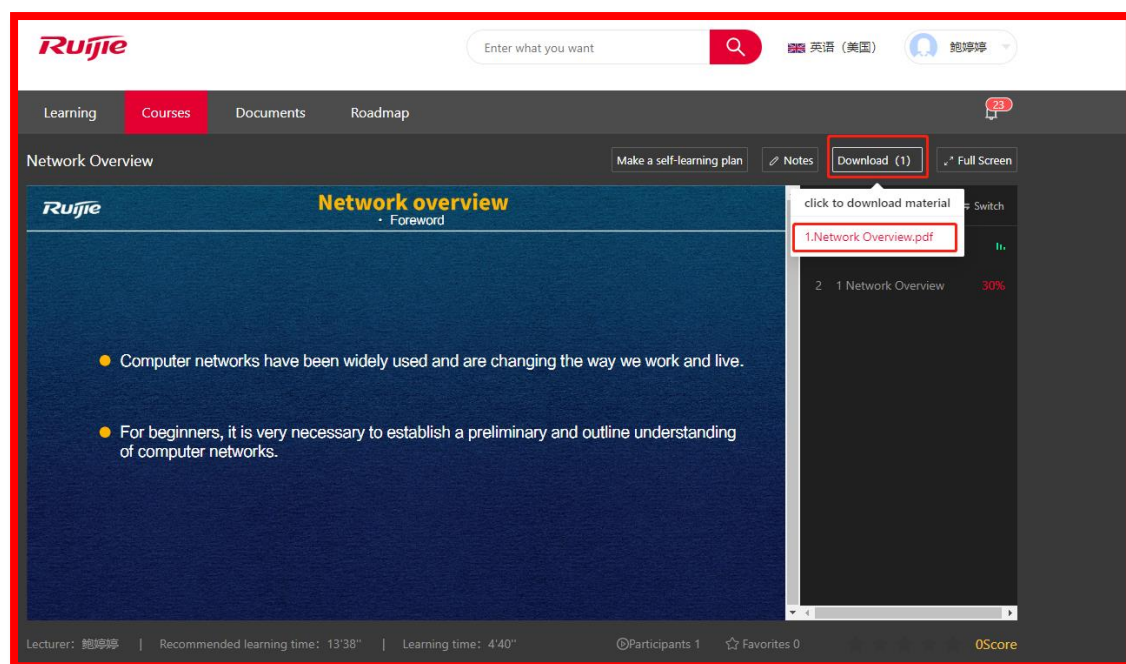
Layer 3 Technology: DHCP Principles, VRRP Principle, IP Routing Technology, Direct Routing and Static Routing Principle, OSPF Basics

Advanced Technology: IP Access Control List, NAT Principles





You can download the material and lab guide here.



If the video is ready, the status will be 'Completed'. (Note: the video need to be played in sequence)

The screenshot displays the Ruijie Learning platform interface. At the top, there is a search bar and navigation tabs for Learning, Courses, Documents, and Roadmap. The main content area features a video player for the 'RCNA-introduction' course. The video shows a woman speaking, with the text 'Ruijie Certification Network Associate' overlaid. Below the video, there is a progress bar and a 'Completion Requirements' section. The 'Completion Requirements' section shows a list of tasks, with 'RCNA-introduction' marked as 'Completed'.

Ruijie
Certification
Network
Associate

Ruijie Certification Network Associate. About this course, at first we will explain some

Lecturer: 鲍婷婷 | Recommended learning time: 3'23" | Learning time: 3'23"

Participants 1 | Favorites 0 | OScore

Completion Requirements

Task	Status
RCNA-introduction	Completed

2> After watching all videos, pls finish Course Evaluation Form



✕ Task details

1

RCNA-RS Course Evaluation Form

3> Join the RCNA-R&S Exam

3 exam opportunities; 60 out of 100 passed; 50 questions includes 35 single choices and 15 multiple choices



✕ Task details

1

RCNA-Router&Switching

[Learning](#)[Courses](#)[Documents](#)[Roadmap](#)

23

RCNA-Routing&Switching

Number of exams:
0 / 3

Exam start time:
2023-01-18 16:47 To 2029-12-31 23:55

Exam length:
120 Minutes

Pass-scores:
60Points

Exam status: -

Start exam

Exam details

Exam rules

Number of times to cut the screen: 10	Allow backtracking: Allow	Late control: No-limit
View answer sheet: Disallow	View status: Allow	View score: Allow

Exam Schedule

Welcome to join the RCNA-R&S course and get the certificate!

